








## Reading Comprehension Strategies

Strategies	Definition	What Good Readers Are Thinking...
<p style="text-align: center;"><b>Visualizing</b></p> 	<p>Good readers picture what is happening while they read. Good readers let their minds create a “movie” so they can see what is happening as they read about it. Good readers use their senses (see, hear, touch, smell, taste).</p>	<ul style="list-style-type: none"> <li>◆ I can picture...</li> <li>◆ I can see the...</li> <li>◆ I can hear the...</li> <li>◆ I can touch the...</li> <li>◆ I can feel the...</li> <li>◆ I can smell the...</li> <li>◆ I can taste the...</li> <li>◆ The movie in my head shows...</li> </ul>
<p style="text-align: center;"><b>Predicting</b></p> 	<p>Good readers think about what’s going to happen and make predictions based on what they know and what they have read. Good readers try to figure out what will happen next and how the selection might end.</p>	<ul style="list-style-type: none"> <li>◆ Next, I think...</li> <li>◆ Since _____ happened, I think _____ will happen.</li> <li>◆ I am thinking this will be about...</li> <li>◆ The title / heading / picture makes me think...</li> </ul>
<p style="text-align: center;"><b>Making Connections</b></p> <p>Text-to-text, text-to-self, text-to-world</p> <p style="text-align: center;">↔ ↔ ↔ ↔ ↔</p>	<p>Good readers connect what they know with what they are reading. Good readers notice pieces of text that relate to or remind them of their lives, past experiences, prior knowledge, other books, movies, songs, events, people, or the world.</p>	<ul style="list-style-type: none"> <li>◆ It’s like...</li> <li>◆ This reminds me of...</li> <li>◆ I felt this way when...</li> <li>◆ I read another book that...</li> <li>◆ This is different from...</li> <li>◆ I remember when...</li> <li>◆ This made me think of...</li> </ul>
<p style="text-align: center;"><b>Questioning</b></p> 	<p>Good readers ask themselves questions when they read. Good readers ask questions before, during, and after reading. Good readers ask themselves questions about what is happening in the story and why it is happening.</p>	<ul style="list-style-type: none"> <li>◆ I wonder...</li> <li>◆ This makes me wonder...</li> </ul>
<p style="text-align: center;"><b>Monitoring</b></p> 	<p>Good readers stop to think about their reading and they know what to do when they don’t understand. They slow down, sound out words, and reread. They use context clues to figure out the meanings of unknown words. They use the dictionary. They read ahead to see if the author explains more on the next page. They ask for help. They study drawings, pictures, charts, tables, and graphs.</p>	<ul style="list-style-type: none"> <li>◆ This makes sense because...</li> <li>◆ This does not make sense because...</li> <li>◆ I should slow down because...</li> <li>◆ I need to reread because...</li> <li>◆ I am confused because...</li> </ul>
<p style="text-align: center;"><b>Inferencing</b></p> 	<p>Good readers make inferences. Good readers figure out things that are not actually written in the text. There is almost always more to a text than just the words written on the page. Often, authors leave clues that good readers can use to discover important information. Making an inference is also called “reading between the lines”. Take what you know &amp; make a guess!</p>	<ul style="list-style-type: none"> <li>◆ Although the author has not told me this, I think that _____ because _____.</li> </ul> <p><b>Example:</b> Although the author has not told me this, I think that Sophia’s parents are strange because they wear their clothes backwards and eat candy for dinner.</p>
<p style="text-align: center;"><b>Identifying, Summarizing, and Reviewing</b></p> 	<p>Good readers identify the author’s purpose. They identify the most important events and details and restate them in their own words. They identify the main idea and themes. Good readers stop reading occasionally for a quick review of what they have read and understand so far.</p>	<ul style="list-style-type: none"> <li>◆ I now know...</li> <li>◆ This story is mainly about...</li> <li>◆ The author’s most important ideas were...</li> <li>◆ The author is saying...</li> <li>◆ The key words are...</li> <li>◆ So far I’ve learned...</li> <li>◆ In summary...</li> </ul>
<p style="text-align: center;"><b>Evaluating</b></p> 	<p>Good readers form opinions about what they have read. Good readers form opinions during and after reading.</p>	<ul style="list-style-type: none"> <li>◆ Overall, I think...</li> <li>◆ In my opinion...</li> </ul>

